

Vom Papier zum Tablet – die VK3ZPF “VK port-a-log” Android-App

von Manuel, HB9DQM



Wie loggen?

- Papier und Stift
 - + billig
 - + zuverlässig
 - mühsam
 - fehlerbehaftet
 - Uhr ablesen nötig

Activation Log

Reference #		Date	
Reference Name		Callsign used	
Altitude a.s.l.		OP	
LOC			

	UTC	Callsign	QRG	Mod	RS(T) S / R	Name	QTH	Notes
1					/			
2					/			
3					/			
4					/			
5					/			
6					/			
7					/			
8					/			
9					/			
10					/			
11					/			
12					/			
13					/			
14					/			
15					/			
16					/			
17					/			
18					/			
19					/			
20					/			
21					/			
22					/			
23					/			
24					/			
25					/			


Activation log V1.1 for SOTA, GMA, WCA, WFFF and others. CC BY-SA OE9TKH

Page __ / __

Vorlage von Tom OE9TKH
<http://tomelec.net/w/index.php/SOTA>

Wie loggen?

- Papier und Stift
 - + billig
 - + zuverlässig
 - mühsam
 - fehlerbehaftet
 - Uhr ablesen nötig



Wie loggen?

- Elektronisch
 - + effizient
 - + praktisch
 - + Uhrzeit automatisch
 - teurer
 - Totalausfall möglich

Hardware

- Smartphones
- Laptops
- Tablets
- andere Geräte
 - ▶ Raspberry Pi mit Display, Spielkonsole (HB9TVK), ...

Android-Tablet

- Sony Xperia Z3 Tablet
- 270 g
- 8" Bildschirm
- wasserdicht
- 4G (optional)



Android-Tablet

- Sony Xperia Z3 Tablet
- wird nicht mehr produziert
- Alternativen:
 - ▶ Samsung Galaxy Tab Active
 - ▶ Sony Xperia Z4 (grösser)



Bluetooth-Tastatur

- Schnellere Eingabe
- mehr Gewicht
- Logitech
Keys-To-Go
(180 g)



Tablet All-in-one-Funktionen

- SOTA-Logging und Spotting
- Wanderkarte
- GPS
- RBN prüfen
- Datenmodi

VK port-a-log

- Android-App
- von Peter VK3ZPF
- Freeware
- Download:

<http://vk3zpf.com/vk-port-a-log>



QSO-Eingabe

The screenshot shows the VK port-a-log app interface. At the top, the status bar displays the time 18:49, 99% battery, and signal strength. The app title 'VK port-a-log' is visible. Below the title, there are three input fields: '18:49:25z', 'HB/SZ-030', and 'JN47FJ'. The 'Call:' field is empty, with buttons for '/' and '/P' and '/M'. The 'Sent:' field is '59' and 'Rec'd:' is '59'. There are 'Clear data' and 'Save' buttons. The 'Name:' and 'QTH:' fields are empty. The 'Frequency (MHz):' field is '28.470'. The 'Mode:' is 'SSB' and 'Power:' is '10'. A 'Summary' button is present. A row of buttons for call signs is highlighted with a blue circle: HB9, G0, G4, EA2, M0, SP, S5, OH. Below this is a list of QSOs with columns for TIME, CALL, MHz, TX, RX, NAME, and LOCATION.

TIME	CALL	MHz	TX	RX	NAME	LOCATION
1419	HB9MKV	28.062	339429			
1414	DL/HB9AG	14.060	559559			DM/BW-161
1408	EI5DR	18.086	579579			
1405	NE4TN	18.086	339449			
1404	Y08BSE	18.086	599599			
1403	N4EX	18.086	559449			
1402	K8IU	18.086	549579			
1400	AC1Z	18.086	559559			
1358	CT7AGT	18.086	539539			
1357	K4MF	18.086	559549			
1355	EA7KO	18.086	579599			
1355	OH3GZ	18.086	579599			
1354	K4DY	18.086	579559			
1347	W3DX	14.287	55	22		
1346	EU2MM	14.287	59	59		
1345	EA5INS	14.287	57	55		
1344	EA2DT	14.287	58	57		

Buttons
konfigurierbar
(Rapporte etc.)

QSO-Eingabe

VK port-a-log

18:49:25z HB/SZ-030 JN47FJ

Call: / /P /M

Sent: 59 Rec'd: 59 Clear data

Name:

QTH: Save

Frequency (MHz): 28.470

Mode: SSB Power: 10 Summary

HB9 G0 G4 EA2 M0 SP S5 OH

TIME	CALL	MHz	TX	RX	NAME	LOCATION
1419	HB9MKV	28.062	339429			

QSO-Eingabe

VK port-a-log

18:49:25z HB/SZ-030 JN47FJ

Call: EA2DT / /P /M

Sent: 59 Rec'd: 59 Clear data

Name: Manuel Save

QTH:

Frequency (MHz): 28.470

Mode: SSB Power: 10 Summary

HB9 G0 G4 EA2 M0 SP S5 OH

TIME	CALL	MHz	TX	RX	NAME	LOCATION
1419	HB9MKV	28.062	339429			

QSO-Eingabe

18:49:25z HB/SZ-030 JN47FJ

Call: / /P /M

Frequency (MHz):

Mode: SSB Power:

SOTA ref: XXX / XX - 000

WFF ref: VKFF - 0000 S2S

Notes:

Buttons: Clear data, Save, Summary

Grid: HB9, G0, G4, EA2, M0, SP, S5, OH

TIME	CALL	MHz	TX	RX	NAME	LOCATION
1419	HB9MKV	28.062	339429			

Eingebauter Spotter

The screenshot shows the VK port-a-log app interface. At the top, the status bar displays location, Wi-Fi, cellular signal, 99% battery, and 18:49. The app header includes a yellow icon with a stylized 'Z' and the text 'VK port-a-log'. A prominent red banner reads 'Post SOTAwatch spot'. Below this, the 'Activating call' field contains 'HB9DQM/P'. To the right is a 'Clear data' button. The 'SOTA ref' field is filled with 'HB / SZ - 030'. The 'Frequency (MHz)' field shows '28.470' and the 'Mode' field shows 'SSB'. A 'Comment' field is labeled '20 characters'. At the bottom, there are three buttons: 'Self spot', 'Last QSO', and 'Send to SOTAwatch'.

VK port-a-log

Post SOTAwatch spot

Activating call: HB9DQM/P Clear data

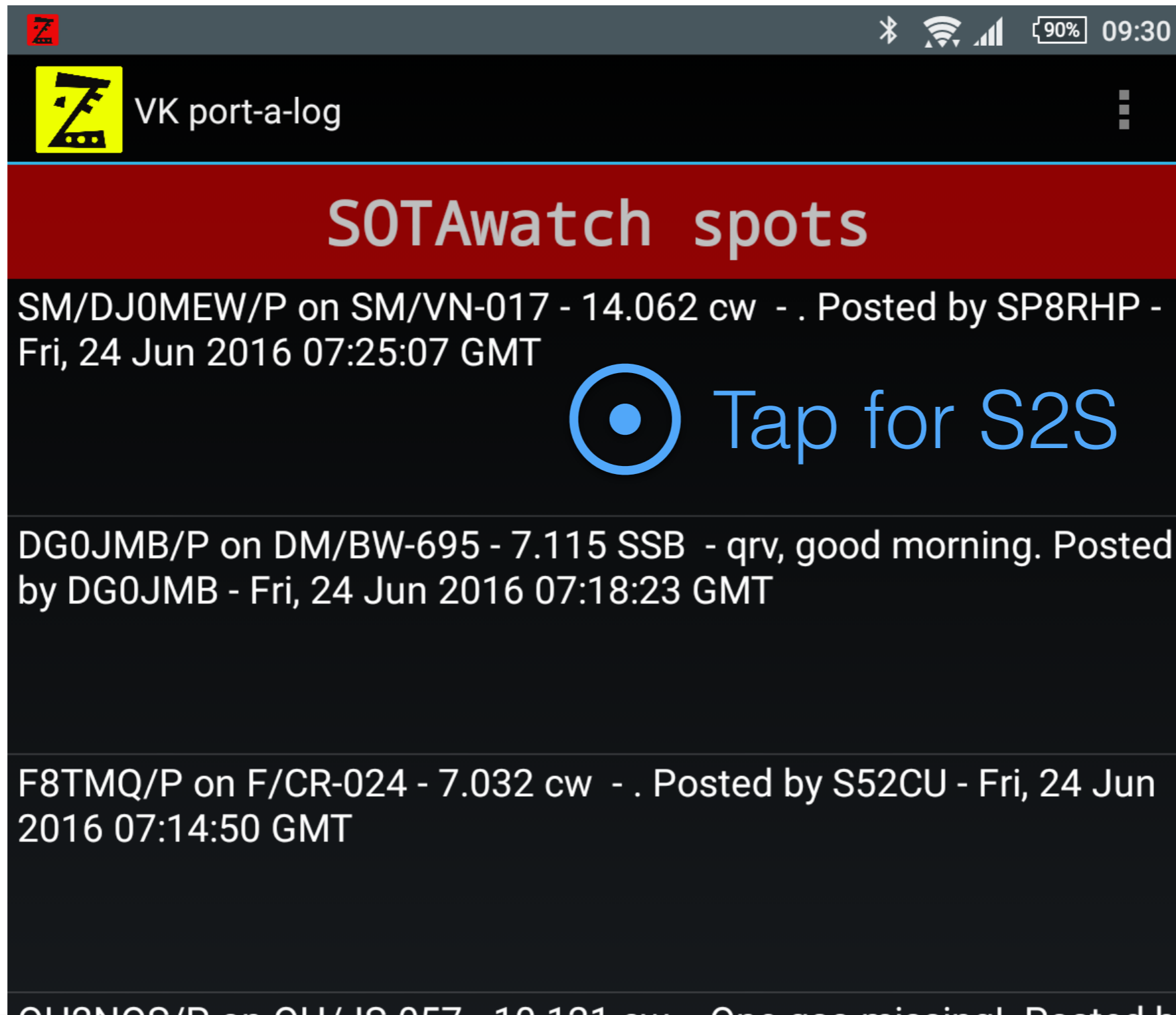
SOTA ref: HB / SZ - 030

Frequency (MHz): 28.470 Mode: SSB

Comment: 20 characters

Self spot Last QSO Send to SOTAwatch

Spot-Liste



The screenshot shows the VK port-a-log app interface. At the top, there's a status bar with icons for Bluetooth, Wi-Fi, cellular signal, 90% battery, and the time 09:30. Below that is the app's header with a yellow logo and the text "VK port-a-log". A red banner reads "SOTAWatch spots". The main content area lists three spots:

- SM/DJ0MEW/P on SM/VN-017 - 14.062 cw - . Posted by SP8RHP - Fri, 24 Jun 2016 07:25:07 GMT
- DG0JMB/P on DM/BW-695 - 7.115 SSB - qrv, good morning. Posted by DG0JMB - Fri, 24 Jun 2016 07:18:23 GMT
- F8TMQ/P on F/CR-024 - 7.032 cw - . Posted by S52CU - Fri, 24 Jun 2016 07:14:50 GMT

A blue circular icon with a dot in the center is positioned over the first spot, with the text "Tap for S2S" next to it.

Einstellungen

Operator's call sign

On-air call sign

Operator's name

Radio in use

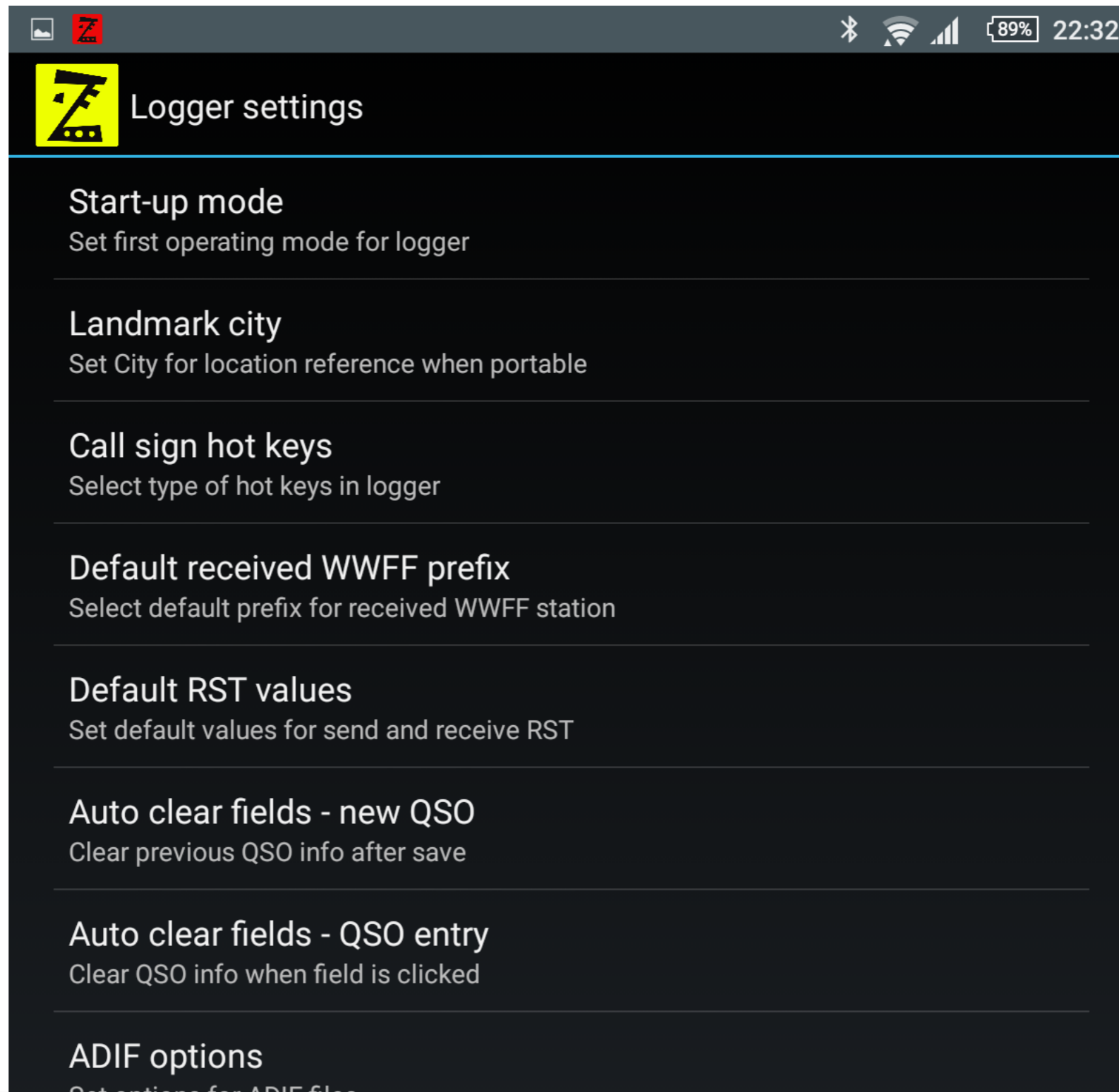
Activation type

WWFF activation?

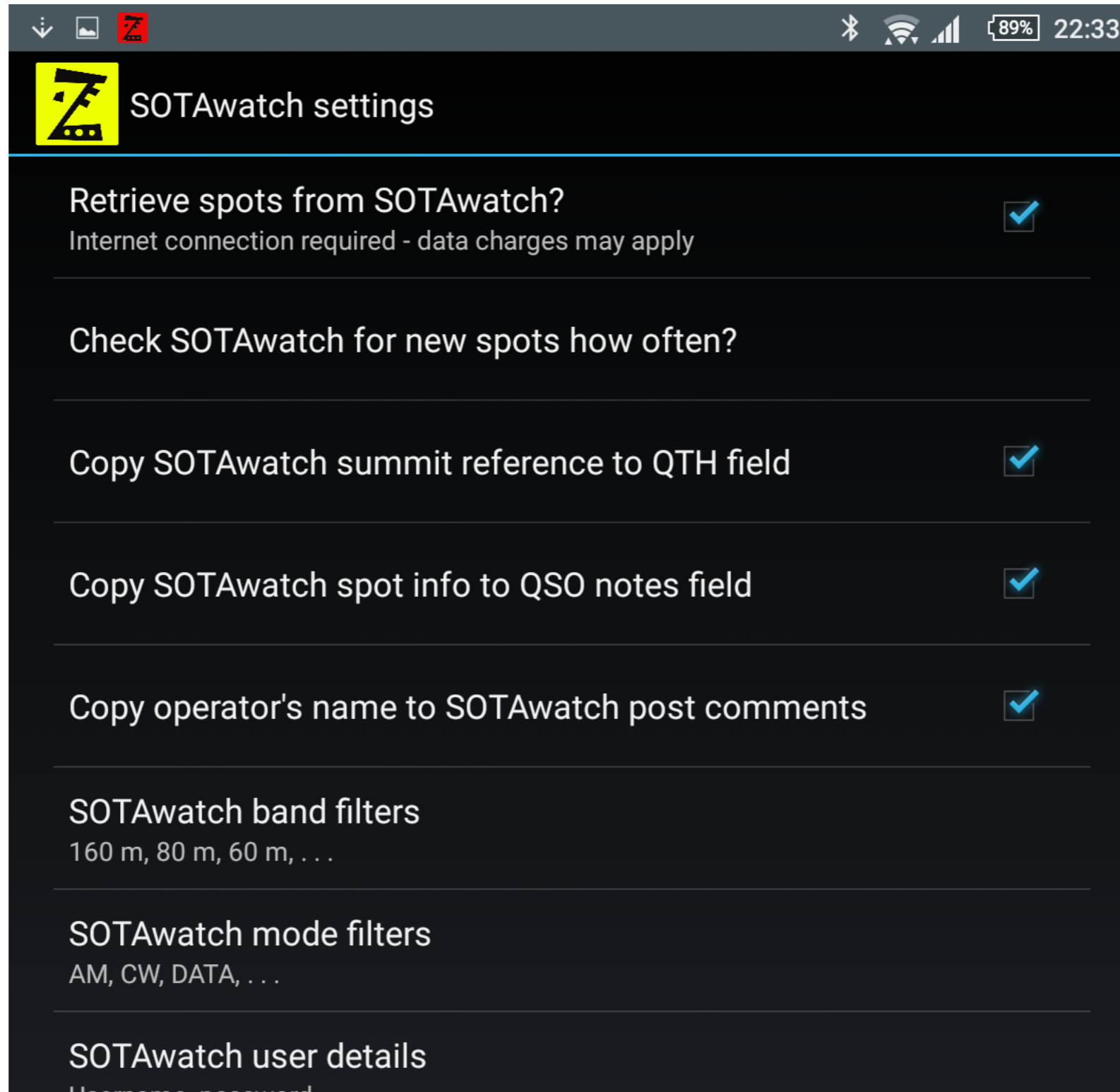
WWFF reference eg: VKFF-XXXX

SOTA reference eg: VKx/XX-yyy

Einstellungen



Einstellungen



Output: ADIF + CSV

The screenshot displays the VK port-a-log Android application interface. At the top, the status bar shows 98% battery and 16:02. The navigation bar indicates the current path: 'Internal storage > VKportalog > 20160222K'. A search icon, a grid icon, and a menu icon are also visible. On the left side, there is a 'Sign in' button with a person icon, and a sidebar menu with options: 'Go Premium' (with a ribbon icon), 'Home' (with a house icon), 'Recent files' (with a clock icon), and 'Secure...' (with a lock icon and a toggle switch). The main content area lists three files:

File Name	Date	Size
HB9DQM-P_20160222K.adi	Feb 22, 2016 14:36:09	16.6 KB
HB9DQM-P_20160222K_activator.csv	Feb 22, 2016 14:36:09	3.1 KB
HB9DQM-P_20160222K_chaser.csv	Feb 22, 2016 14:14:16	577 B

Internetverbindung

- Tablet mit 4G und eigener SIM
 - ▶ z.B. SWISS Mobile bei häufiger Verwendung im Ausland
- Personal Hotspot auf dem Smartphone
 - ▶ Achtung Akkuverbrauch...

Zukunftspläne

- Summit-Liste, nach Distanz sortiert
- Querformat

Meine Erfahrungen

- über 150 Aktivierungen mit über 4500 QSOs auf dem Tablet geloggt
- Seit über einem Jahr kein Papierlog mehr angerührt :)

Fragen?

Danke!